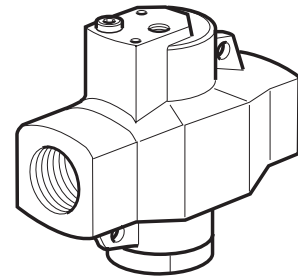




# *VE Heavy Duty Isolator Valves*



- In line installation
- High flow
- Internal supply for signal air
- Suitable as main shut-off valve or as power valve for cylinder and air motors
- Optional low-pressure hydraulic version



## Specification

Valve body	Anodised aluminium
Valve spools, standard	Anodised aluminium and vulcanised Nitrile rubber, NBR
Valve spools, +B00	Anodised aluminium and vulcanized Flourcarbon rubber, FPM
Springs	Zinc-plated steel
O-rings, std	Nitrile rubber, NBR
O-rings, +B00	Flourcarbon rubber, FPM
Fitting	Anodised aluminium
Plug	Zinc-plated steel

## Operating information

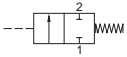
	VE22/23	VE42/43	VE82/83
Working pressure	Max 10 bar	Max 10 bar	Max 10 bar
Working temperature	-10 °C to +70 °C		
Flow, C=	5,4 l/s, bar	20,3 l/s, bar	52 l/s, bar
(acc. to ISO 6358)	(b=0,4)	(b=0,4)	(b=0,35)
Qn=	24,5 l/s	92 l/s	228 l/s
Qmax=	37,8 l/s	142,1 l/s	364 l/s
Signal pressure at 6 bar	Min 3,5 bar	Min 3,5 bar	Min 3 bar

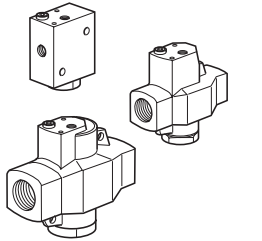
Port 3 must not be plugged or pressurised  
 Prelubricated, further lubrication is not normally necessary  
 If additional lubrication is introduced it must be continued

**VE42** **A** **S** **5** **+B00**

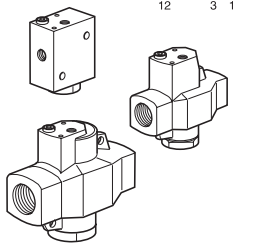
	Valve series	Actuator	Return	Option
<b>VE22</b>	2/2 G1/4	<b>A</b> Air	<b>S</b> Spring	<b>+B00</b> Low pressure hydraulic
<b>VE23</b>	3/2 G1/4			
<b>VE42</b>	2/2 G1/2			
<b>VE43</b>	3/2 G1/2			
<b>VE82</b>	2/2 G1			
<b>VE83</b>	3/2 G1			

## Main data for Airline Isolator Valves, VE22-83 series

Type	Symbol	Actuator	Return	Operating pressure, at 6 bar	Port size	Weight Kg	Order code	D
<b>2-port valves, NC</b>								
		Air	Spring	3,5	G1/8	0,44	<b>VE22-A-S-5**</b>	1
		Air	Spring	3,5	G1/2	0,30	<b>VE22-A-S-5+B00*</b>	1
		Air	Spring	3,5	G1	0,80	<b>VE82-A-S-5**</b>	1
							<b>VE82-A-S-5+B00*</b>	1



<b>3-ports valves, NC</b>								
		Air	Spring	3,5	G1/4	0,44	<b>VE23-A-S-5**</b>	1
		Air	Spring	3,5	G1/2	0,30	<b>VE43-A-S-5**</b>	1
		Air	Spring	3,5	G1	0,80	<b>VE83-A-S-5**</b>	1

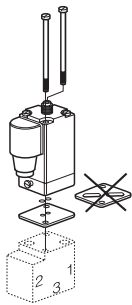


\* For low pressure hydraulics

\*\* For electrically actuated, please order 1 pcs adaptor set, 1 pcs solenoid VE13 and 1 pcs cable connector

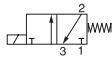
## Accessories

Description	Weight Kg	Order code	D
Adaptor set for VE13-E-S-6	0,023	<b>4145 0645-90</b>	1



## Solenoids



Voltage	Order code		D
24VCC	<b>8204 0498-97</b>		1
24V/50Hz	<b>8204 0498-63</b>		1
110V/50Hz	<b>8204 0498-71</b>		1
220V/50Hz	<b>8204 0498-89</b>		1
240V/50Hz	<b>8204 0489-72</b>		1

## Cable plug

For VE13



Designation	Order code	D
Connector 24V, LED+Diode	<b>9125 9980-04</b>	1
Connector 24V AC/DC, LED+VDR	<b>9125 9980-06</b>	1
Connector 110V AC/DC, LED+VDR	<b>9125 9980-08</b>	1
Connector 240V AC/DC, LED+VDR	<b>9125 9980-10</b>	1
Connector, black	<b>9125 9980-11</b>	1